



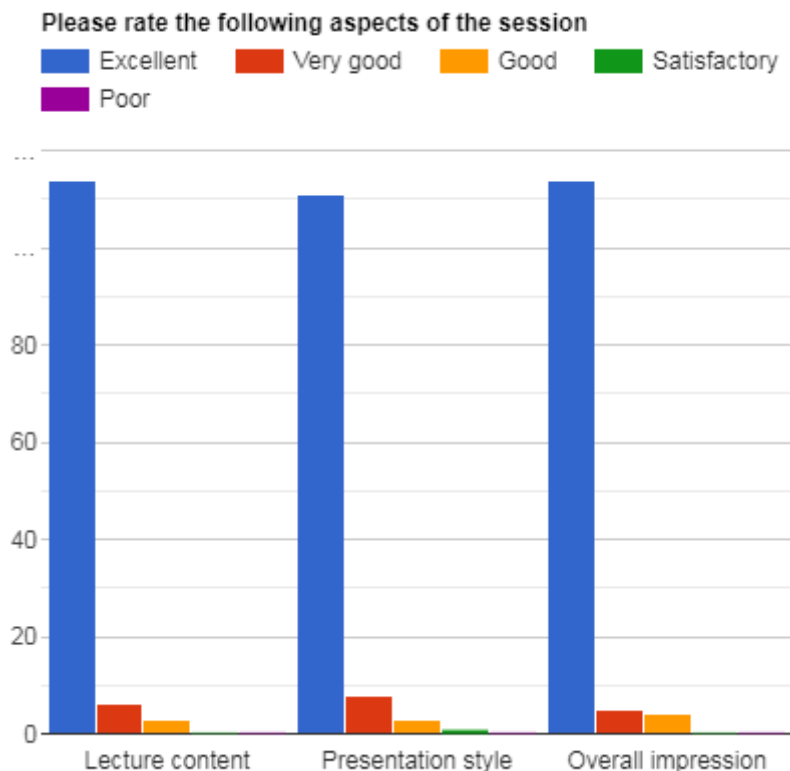
Summary Feedback

ST1: Two Year Teaching Programme

Session 8.4: Basildon A to ZEE Course CHEST X-Ray for FRCR Exam (12th June 2022) Delivered By: (Thaj Rehman)

Summary Points:

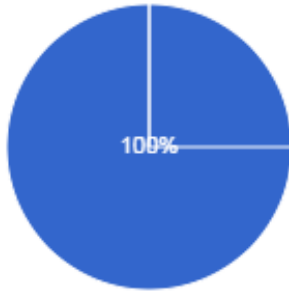
- ST1-ST4 teaching session 8.4: 6 hours teaching time
- Total Attendees: 285 from 21 Countries (Bahrain, Bangladesh, Egypt, India, Indonesia, Iraq, Ireland, Kenya, Kuwait, Libya, Malaysia, Nigeria, Oman, Pakistan, Saudi Arabia, South Africa, Sri Lanka, Swaziland, UAE, UK, Zimbabwe).
- Total feedback received from 123 participants



Session 8.4: Basildon A to ZEE Course- CHEST X Ray for FRCR Exam

Did you find it useful
123 responses

● Yes
● No



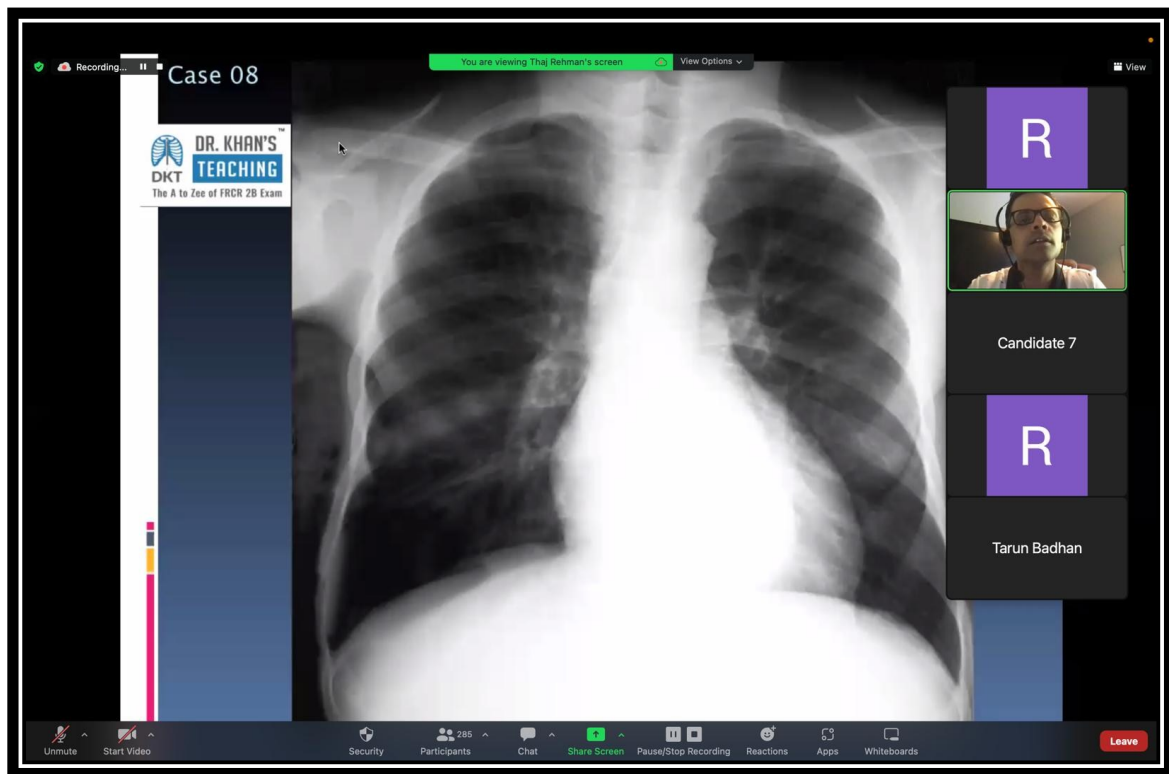
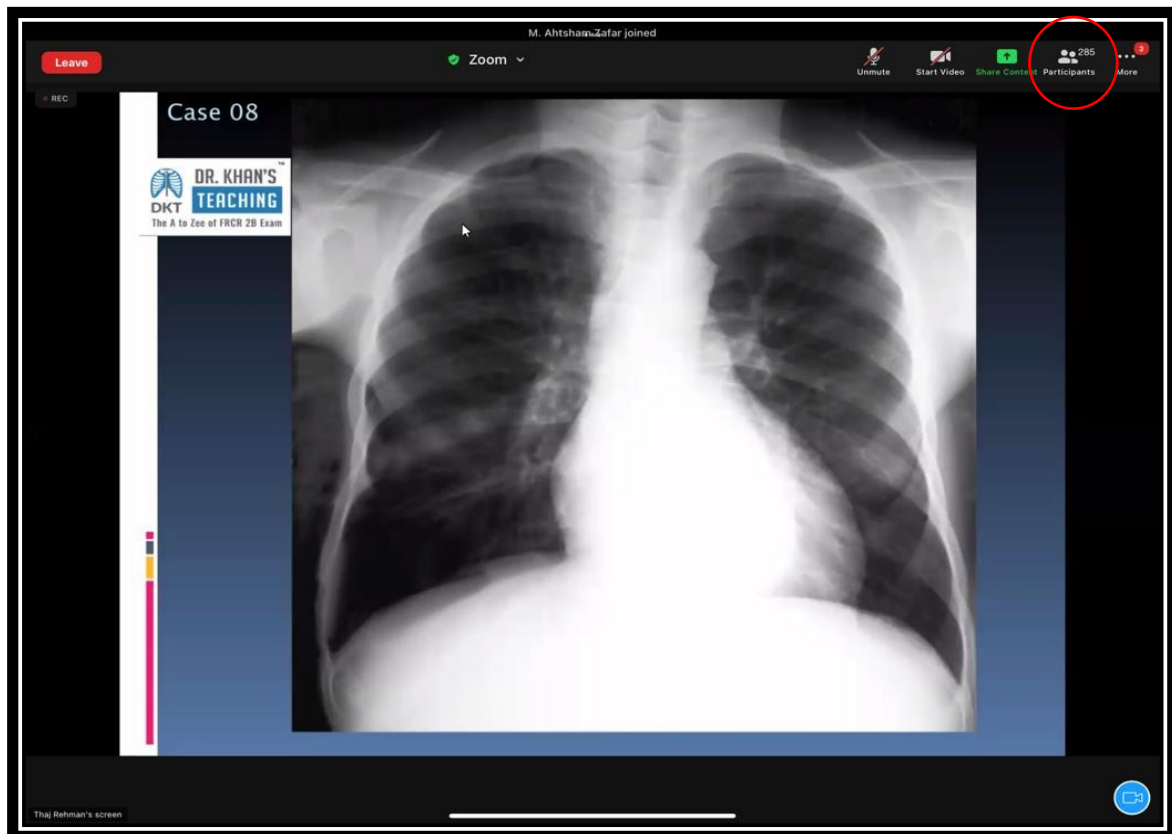
Testimonials

- Superb teaching really got simplified the most complicated aspects of chest imaging , thanks for this wonderful session (Pakistan).
- Amazing class. Thank you for taking the time to help us and sharing your knowledge (India).
- Excellent presentation, with a vast amount of knowledge and it was saturated with information to help us pass exams and work well clinically (UK).
- Thanks a lot sir for your precious time.. It's great to have your session this Sunday.. God bless you!
- Best session ever I would say (Pakistan).
- Superb as always (India).
- Similar weekend sessions for all other systems. Really useful for us, candidates appearing for FCPS part 2 viva exam in last week of July. Will be grateful if more viva sessions even on weekends. Thank you for your time and efforts. Team DKT stay blessed ever.
- Really appreciate your efforts (Egypt).
- Excellent teaching session I'm learning a lot from them. Thank you (Kenya).
- All the session is very useful, I have learned a lot. The x-rays and their findings are very much useful.. I love this session.
- Just awesome and marvellous (Pakistan).
- Really thankful for the lesson, will apply the knowledge to my best ability (Malaysia).
- The lecture has helped me revise a lot of stuff. Really helpful (Pakistan).
- Wonderful (South Africa).
- Very helpful for exam going candidates (India).
- Very nice and informative session (Pakistan).
- Excellent resource (UK).
- Very informative and helpful in day to day reporting (UAE).
- Great Tutorial (Zimbabwe).
- Grateful (Pakistan).
- It's a really good and helpful session (Pakistan).

Session 8.4: Basildon A to ZEE Course- CHEST X Ray for FRCR Exam

- Extraordinary session. Extremely thankful. Please have more such long sessions for each system (Pakistan).
- Excellent and long complete session (Pakistan).
- Great presentation (South Africa).
- Fabulous (India).
- Excellent lecture and interactive session (Algeria).
- Very informative session (Pakistan).
- Brilliant session (Pakistan).
- Excellent session. Very useful for the exam (Egypt).
- It was excellent overall (Pakistan).
- Best (Pakistan).
- Keep it up (Pakistan).
- All good (UAE).
- It's very informative (Pakistan).
- Very useful (Oman).
- Way of presentation of teacher is good (Pakistan).
- Excellent teaching sessions (Pakistan).
- Perfect coverage (UK).
- Beautiful cases and presentation (Pakistan).
- Cases of all sorts are covered. Descriptions given during session are really helpful (Pakistan).
- Superb (Pakistan).
- Taught by experts (UK).
- Excellent cases (Ireland).
- Comprehensive coverage (India).
- "Quick review and all aspects of revision in chest section. Really good Radiographs along with CT scans Great learning. Thank you."
- Very comprehensive (Egypt).
- Very exam focused and engaging (Malaysia).
- I liked the quality of cases for the viva and guidance, tips and tricks (India).
- I liked overall cases and the speaker is very good.
- Detailed teaching (Nigeria).
- Amazing session (Pakistan).
- Interested cases (Iraq).
- Excellent teaching sessions by Dr Khan and his Brilliant team (Pakistan).
- Typical common cases are discussed which are very useful for passing the exams (Malaysia).
- Applied Knowledge.
- Good structure and variety of cases (UK).
- Every aspect was valuable (Pakistan).
- Amazing session (Pakistan).
- Going through cases and then explanations very useful, however definitely level of knowledge higher than ST1 level (UK).
- They covered whole chest (Pakistan).
- Very informative (Pakistan).
- Excellent review of chest imaging especially CXR (Egypt).

Session 8.4: Basildon A to ZEE Course- CHEST X Ray for FRCR Exam



-----XX-----XX-----